



# New York State Poverty Profile

Issued September 2015

The US Census Bureau is not releasing three year data sets from the American Communities Survey this year. All NYSCAA reports will be based on FIVE year data due to this change.

Karla Digirolamo, CEO, NYSCAA  
kdigirolamo@nyscommunityaction.org

Report Compilation By:  
Kim McMann, CSBG Training Coordinator, NYSCAA  
kcmann@nyscommunityaction.org

Contact Us:  
New York State Community Action Association  
2 Charles Boulevard, Guilderland, NY 12084  
Phone: 518-690-0491 Fax: 518-690-0498  
info@nyscommunityaction.org

Funding support for this report comes from the Community Services Block Grant provided to  
New York State Community Action Association by the  
New York State Department of State Division of Community Services



# NYSCAA

New York State Community Action Association

2 Charles Boulevard, Guilderland, NY 12084  
518.690.0491 (p) • 518.690.0498 (f)

## New York State Poverty Profile

(released September 2015)

**State Population:**  
**19,746,227**

*Population for whom poverty status is determined:*

Overall

**19,228,524**

Population Under 18

**4,149,968**

Population 25 & Over

**13,336,198**

Population over 65

**2,796,800**

# 15.9%

# STATE POVERTY RATE

### Living In Poverty

Individuals

15.9% 3,062,938

Children (Under 18)

22.6% 36,938

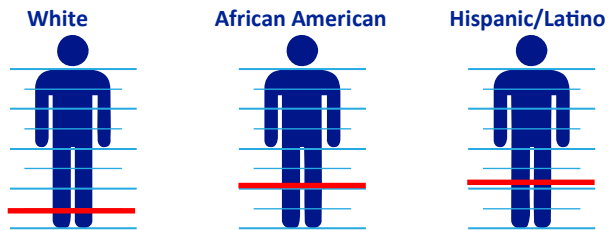
Adults 25+

13.0% 1,729,867

Senior Citizens 65+

11.7% 327,362

## Race & Poverty




## Education & Poverty

Adult Population 25+ - 13,336,198



### Educational Attainment



## Employment & Poverty

Median Income  
\$40,339

Median Income  
w/High School Diploma  
\$29,501

## Health & Poverty



No Health Insurance  
Employed 11.0%  
Unemployed 21.9%

## Gender & Poverty

High School Diploma Only



Median Income  
\$33,826



Median Income  
\$23,937

Of Those Families with  
Female Heads of Household  
and Children Present

**39.2%**  
**Live in Poverty**

## Population Data:

The population is the official count of people from the US Census Bureau's (USCB) BO1003 report.

The Population for Whom Status is Determined reflects the size of census samples and is provided in USCB report S1701.

## Poverty Data:

The poverty rate includes all individuals living in poverty. The numbers are then broken down in three other categories: children under 18, adults over 25 and adults over 65.

The percentage of each group living in poverty is followed by the number of individuals that percentage represents.

Families in Poverty Data is from USCB Report S1702 and indicates the percentage of all families with a female head of household and at least one child under 18 that are living in poverty.

## Supplemental Poverty Measure

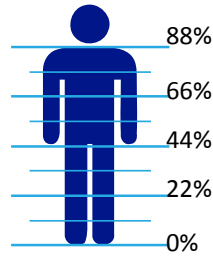
The official poverty measure statistics released today compare the official poverty thresholds to money income before taxes, not including the value of non-cash benefits.

The Census Bureau's statistical experts, with assistance from the Bureau of Labor Statistics and in consultation with other appropriate agencies and outside experts, have developed a supplemental poverty measure to serve as an additional indicator of economic well-being by incorporating additional items such as tax payments and work expenses in its family resource estimates. It does not replace the official poverty measure and will not be used to determine eligibility for government programs.

The official poverty measure, which has been in use since the 1960s, estimates poverty rates by looking at a family's or an individual's cash income. The supplemental measure is a more complex statistic incorporating additional items such as tax payments and work expenses in its family resource estimates. Thresholds used in the new measure are derived from Consumer Expenditure Survey expenditure data on basic necessities (food, shelter, clothing and utilities) and are adjusted for geographic differences in the cost of housing. Unlike the official poverty thresholds, the supplemental thresholds are not intended to assess eligibility for government programs. Instead, the new measure will serve as an additional indicator of economic well-being and will provide a deeper understanding of economic conditions and policy effects. Additional details can be found at [http://www.census.gov/hhes/povmeas/methodology/supplemental/research/SPM\\_TWGObservations.pdf](http://www.census.gov/hhes/povmeas/methodology/supplemental/research/SPM_TWGObservations.pdf).

## Data Key

### Race & Poverty



Data on race is based on self-identification. There are a minimum of five categories from which to select, including White and Black/African American. People are able to self-identify as more than one race. People who identify their origin as Hispanic, Latino or Spanish may be of any race. The data is from USCB Report S1701 ).



## Education & Poverty Data



The top numbers provided, next to the dark blue squares, indicate the total for each category, as a percentage of the entire population and number of individuals. The number below, next to the lighter square, shows the percentage of all people in that category living in poverty and total number of individuals that indicates. This data is from USCB Report S1701.

### Income & Poverty Data



**Median Income** - Total income is the sum of the amounts reported for wage/salary income, self employment income, interest, dividends, rental income, royalty income, income from estates or trusts, Social Security or Railroad Retirement income, Supplementary Social Security, public assistance or welfare payments, retirement/survivor/disability pensions and all other income. The data is from USCB Report S1501.

## Health & Poverty Insurance



Based on self reporting this includes people who have: insurance from a current/former employer, insurance purchased directly from an insurance company, Medicare, Medicaid, Medical Assistance, any government assistance plan for people with low income or disability, TRICARE or military health care, VA, Indian Health Service or any other type of health insurance or health coverage plan. Data from USCB Report S2701.

**Female Head of Household** Data from USCB Report S1702

**ALL Census Reports cited are based on the American Communities Survey FIVE year estimates (2010 - 2014) .**

**Please refer to census.gov for more information and definitions.**